신계교 진동측정 Data

Instantel

Event Report

Histogram Start Time	12:57:31 October 10, 2023	**Serial Number**	MP13276 V 10-75 Minimate Pro 4
Histogram Finish Time	12:58:13 October 10, 2023	**Battery Level**	4.1 Volts
Number of Intervals	8.40 at 5 seconds	**Unit Calibration**	January 9, 2019 by Instantel
Range	Geo:254.0 mm/s	**Geo1 Calibration**	SE13000, January 24, 2017 by Instantel
Sample Rate	1024sps	**File Name**	MP13276_20231010125731.IDFH
Job Number:	1		
Operator/Setup:	Operator 1/instantel.nsb		

Notes
Location
Client
Company
General note

	Tran	Vert	Long	
PPV	0.985	11.13	0.434	mm/s
ZC Freq	12	2.7	3.2	Hz
Date	Oct 10 /23	Oct 10 /23	Oct 10 /23	
Time	12:58:09	12:58:09	12:58:09	
Sensor Check	Passed	Passed	Passed	
Frequency	7.8	7.6	7.4	Hz
Overswing Ratio	3.5	3.8	3.7	

Peak Vector Sum 11.14 mm/s on October 10, 2023 at 12:58:09

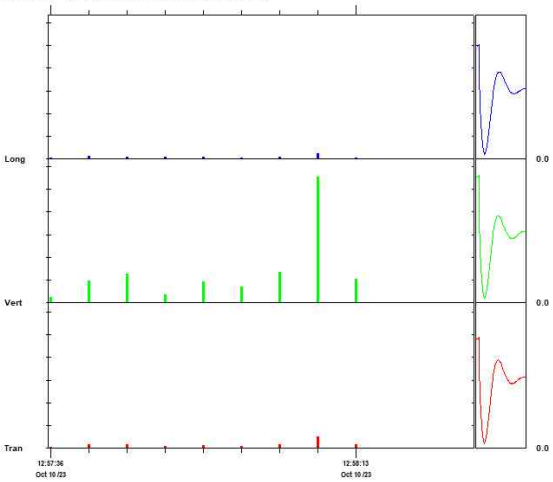

Time Scale: 5 seconds /div **Amplitude Scale:** Geo: 2.000 mm/s/div Sensor Check

Printed: October 27, 2023 (V 10.74) Format 71555-2015 Xmark Corporation

Instantel

Event Report

Histogram Start Time	13:00:18 October 10, 2023	**Serial Number**	MP13276 V 10-75 Minimate Pro 4
Histogram Finish Time	13:00:29 October 10, 2023	**Battery Level**	4.1 Volts
Number of Intervals	2.20 at 5 seconds	**Unit Calibration**	January 9, 2019 by Instantel
Range	Geo:254.0 mm/s	**Geo1 Calibration**	SE13000, January 24, 2017 by Instantel
Sample Rate	1024sps	**File Name**	MP13276_20231010130018.IDFH
Job Number:	1		
Operator/Setup:	Operator 1/instantel.nsb		

Notes
Location
Client
Company
General note

	Tran	Vert	Long	
PPV	1.434	14.93	0.638	mm/s
ZC Freq	4.3	2.3	12	Hz
Date	Oct 10 /23	Oct 10 /23	Oct 10 /23	
Time	13:00:28	13:00:28	13:00:27	
Sensor Check	Passed	Passed	Passed	
Frequency	7.8	7.3	7.3	Hz
Overswing Ratio	3.5	4.0	3.7	

Peak Vector Sum 14.93 mm/s on October 10, 2023 at 13:00:28

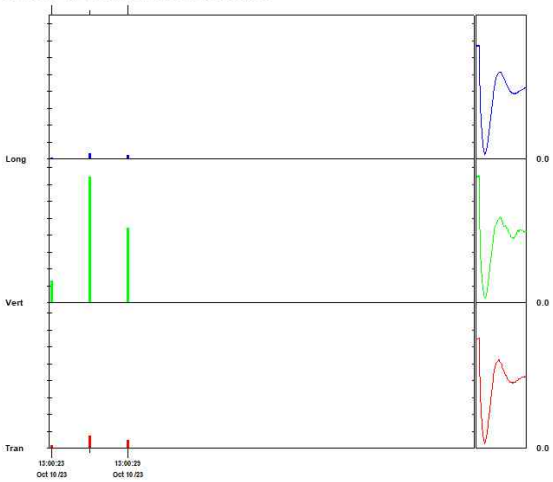

Time Scale: 5 seconds /div **Amplitude Scale:** Geo: 2.000 mm/s/div Sensor Check

Printed: October 27, 2023 (V 10.74) Format 71555-2015 Xmark Corporation

Instantel

Event Report

Histogram Start Time	13:02:18 October 10, 2023	**Serial Number**	MP13276 V 10-75 Minimate Pro 4
Histogram Finish Time	13:02:34 October 10, 2023	**Battery Level**	4.1 Volts
Number of Intervals	3.20 at 5 seconds	**Unit Calibration**	January 9, 2019 by Instantel
Range	Geo:254.0 mm/s	**Geo1 Calibration**	SE13000, January 24, 2017 by Instantel
Sample Rate	1024sps	**File Name**	MP13276_20231010130218.IDFH
Job Number:	1		
Operator/Setup:	Operator 1/instantel.nsb		

Notes
Location
Client
Company
General note

	Tran	Vert	Long	
PPV	1.766	16.02	0.725	mm/s
ZC Freq	3.1	2.8	3.4	Hz
Date	Oct 10 /23	Oct 10 /23	Oct 10 /23	
Time	13:02:31	13:02:30	13:02:31	
Sensor Check	Passed	Passed	Passed	
Frequency	7.8	7.5	7.3	Hz
Overswing Ratio	3.6	4.3	3.7	

Peak Vector Sum 16.04 mm/s on October 10, 2023 at 13:02:30

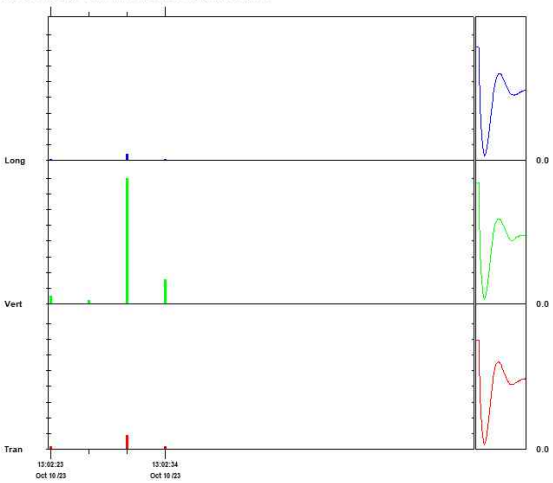

Time Scale: 5 seconds /div **Amplitude Scale:** Geo: 2.000 mm/s/div Sensor Check

Printed: October 27, 2023 (V 10.74) Format 71555-2015 Xmark Corporation

Instantel

Event Report

Histogram Start Time	13:05:13 October 10, 2023	**Serial Number**	MP13276 V 10-75 Minimate Pro 4
Histogram Finish Time	13:05:38 October 10, 2023	**Battery Level**	4.1 Volts
Number of Intervals	5.00 at 5 seconds	**Unit Calibration**	January 9, 2019 by Instantel
Range	Geo:254.0 mm/s	**Geo1 Calibration**	SE13000, January 24, 2017 by Instantel
Sample Rate	1024sps	**File Name**	MP13276_20231010130513.IDFH
Job Number:	1		
Operator/Setup:	Operator 1/instantel.nsb		

Notes
Location
Client
Company
General note

	Tran	Vert	Long	
PPV	1.277	14.26	0.544	mm/s
ZC Freq	3.9	2.4	2.4	Hz
Date	Oct 10 /23	Oct 10 /23	Oct 10 /23	
Time	13:05:33	13:05:33	13:05:33	
Sensor Check	Passed	Passed	Passed	
Frequency	7.8	7.6	7.3	Hz
Overswing Ratio	3.4	3.5	3.6	

Peak Vector Sum 14.32 mm/s on October 10, 2023 at 13:05:33

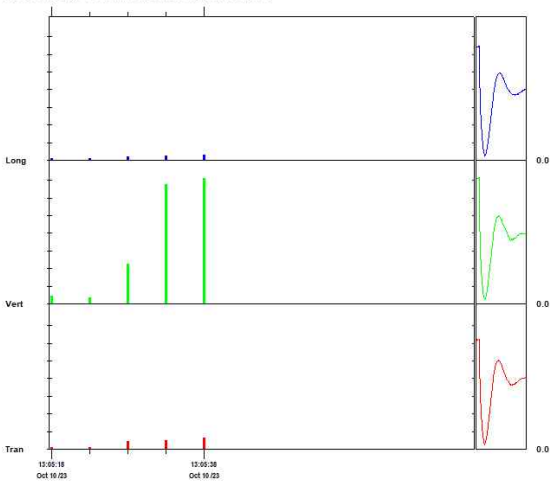

Time Scale: 5 seconds /div **Amplitude Scale:** Geo: 2.000 mm/s/div Sensor Check

Printed: October 27, 2023 (V 10.74) Format 71555-2015 Xmark Corporation